



Research Paper

Cite this article: Picanço A et al. (2020) Thematic Section: Biodiversity Revisited Teachers' perspectives and practices on biodiversity web portals as an opportunity to reconnect education with nature. *Environmental Conservation* page 1 of 8. doi: [10.1017/S0376892920000405](https://doi.org/10.1017/S0376892920000405)

Received: 18 June 2020
Revised: 24 September 2020
Accepted: 25 September 2020

Keywords:

Azores; biodiversity education; digital education; free-word association; ICT; nature experience; place-based education; social representations






Author for correspondence:

Dr Ana Picanço, Email: analcp@gmail.com

‡These authors contributed equally to this work.

Thematic Section: Biodiversity Revisited

Teachers' perspectives and practices on biodiversity web portals as an opportunity to reconnect education with nature

Ana Picanço^{‡1} , Ana Moura Arroz^{‡1} , Isabel R Amorim¹ , Sónia Matos^{2,3}  and Rosalina Gabriel¹ 

¹CE3c – Centre for Ecology, Evolution and Environmental Changes/Azorean Biodiversity Group and University of Azores, Rua Capitão João d'Ávila, 9700-042, Angra do Heroísmo, Azores, Portugal; ²Interactive Technologies Institute (ITI/LARSyS), Polo Científico e Tecnológico da Madeira, Caminho da Penteadá, piso-2, 9020-105 Funchal, Portugal and ³School of Design, Edinburgh College of Art, University of Edinburgh, 74 Lauriston Place, Edinburgh EH3 9DF, UK

Summary

Biodiversity loss is a complex issue and a risk that education cannot overlook. Teachers play a crucial role in how biodiversity, and in particular local biodiversity, is understood. To provide insight into how to improve communication on the subject, we investigate teachers' perspectives and social representations regarding biodiversity, their fluency in terms of Internet use, their familiarity with biodiversity web portals and perceived pedagogical usefulness of technology. A sample of 243 K–12 schoolteachers of multiple scientific domains from eight Azorean islands answered an online survey, including three free-word association tests using inductive terms such as 'Internet', 'biodiversity' and 'familiar biodiversity portals'. Overall, the schoolteachers failed to incorporate the multidimensionality of the biodiversity concept (including natural science teachers) or to show technological fluency, and they tended not to use biodiversity web portals as tools to engage students in teaching activities. Our results indicate that teachers' perspectives about biodiversity need to be broadened and improved and that it is worth exploring whether information and communication technology represents a window of opportunity to do so. As an example, biodiversity web portals, which are widely recognized as trustworthy information repositories, may be used to engage teachers in this endeavour.

Introduction

The loss of biodiversity, at all levels, including species extinctions and functional and phylogenetic diversity erosion, can lead to a breakdown of ecosystems (IPBES 2019, Rockström et al. 2009). The characteristics of this risk, including its high probability of occurrence and potential damage, are well known (Liu et al. 2015), but barely recognized by the general public, possibly due to its complexity, ambiguity and insidious nature (Renn 2008).

Thus, effective communication of biodiversity loss to society is not as efficient in comparison to other environmental problems such as climate change (Arroz et al. 2016). Evidence of communication failure includes the poor progress on the 20 'Aichi Targets' of the Strategic Plan on Biodiversity 2011–2020 of the Convention on Biological Diversity (Díaz et al. 2019) and the need for the global coalition for biodiversity launched by the European Commission in March 2020.

The lack of visibility regarding biodiversity loss has not been accompanied by research on the reasons underling people's detachment from this issue or on understanding their perspectives on biodiversity (but see Fischer & Young 2007, Dikmenli 2010), yet individuals can use biodiversity with different scientific, political and symbolic meanings, depending on the context and timing; both knowledge and value associated with biodiversity vary. Investigating people's perspectives on biodiversity, including their arguments in order to be able to counter them, would thus allow for an expansion of knowledge and an increase in biodiversity awareness.

Education is key because it constitutes a beneficial instrument for conceptual change, ensuring the development of skills and the confidence to protect biodiversity (Edison 2017). However, this effectiveness requires teachers' perspectives to be aligned with the curricula and with national and international goals for biodiversity and nature conservation. Although there is little research regarding teachers' perspectives on biodiversity, teachers are aware of its inherent complexity and express concern about biodiversity loss (Gayford 2000). Despite this, given the time constraints posed by covering the entire curriculum, teachers fail to seize opportunities to

explore essential links regarding biodiversity, which would enable students to relate knowledge and understanding with behaviours and attitudes (Gayford 2000).

The disconnection between people and nature is considered one of four major challenges in biodiversity education (Navarro-Perez & Tidball 2012); however, it is not limited to school settings. Due to its unpredictable consequences, this ‘extinction of experience’ (Miller 2005, Gaston & Soga 2020) is an actual challenge facing society.

The growing importance of technology has certainly contributed to withdrawal from nature (Hasebrink 2009, Brennen & Kreiss 2016), and this has led to a concept of ‘technological nature’, comprising the technologies that, in various ways, mediate, augment or simulate the natural world (Kahn et al. 2009). However, the relationship between this technological nature and ‘real nature’ is complex: the former can simultaneously dispute and remove space from the relationship with real nature (e.g., Pergams & Zaradic 2006) or constitute an awareness tool for nature conservation and biodiversity loss (e.g., Selby & Kagawa 2018).

Thus, a new realm has emerged between teaching young people and creating new pedagogical opportunities that take advantage of digital information and communication technology (ICT) (Navarro-Perez & Tidball 2012), since such technologies are particularly popular amongst younger generations (Kouper 2010). There has been an increase in biodiversity education methods such as experiential learning (Fattorini et al. 2017), enquiry-based learning or place-based learning (Barnes et al. 2019) and digital technologies connecting students to living environments (Yli-Panula et al. 2018). When adjusted to teachers’ and students’ interests, ICT can enhance learning techniques, allowing effective and efficient communication skills, knowledge and attitudes to develop in support of biodiversity conservation goals (Jacobson et al. 2006, Ferreira et al. 2015).

Little is known about the experiences of teachers as Internet users and what they think about it (but see Lagarto & Lopes 2018). For instance, there are several digital teaching platforms for biodiversity (e.g., biodiversity4all (iNaturalist), Naturdata, Biodiversity Learning Platform), but studies on their impacts on teaching and learning are scarce; furthermore, the information sources provided by these platforms are not always validated and updated. On the other hand, several biodiversity web portals play a central role in the exchange of accurate information, mainly for cooperation and exchanging knowledge among researchers (Borges et al. 2010). For instance, a Google Scholar search on Global Biodiversity Information Facility (GBIF) returned 25 300 results, and a similar search on ‘Atlas of Living Australia’ returned 2800 results, while the more generic concept ‘Biodiversity Portal’ returned 690 results. When adding the term ‘teaching’ to each search, the number of citations fell to less than 10% of their original values, with this fall suggesting that portals represent a much-underused resource by the educational community. We did not find any studies addressing biodiversity teaching using web portals. The educational potential of web portals becomes even more evident when local communities benefit from the existence of portals specialized in local biodiversity, which can be mobilized for place-based learning and allow for efficient dialogue between the digital and real ‘versions’ of biodiversity.

It is therefore relevant to understand how teachers in a region such as the Azores value ICT as a communication strategy, how comfortable they feel with digital tools and how and whether

they mobilize them in teaching biodiversity. We formulated the following sets of research questions: (1) How do teachers incorporate the ICT in their work? What are their thoughts about the Internet and how do they use it? (2) How do teachers perceive biodiversity? What aspects do they emphasize? What are their conceptual gaps? What helps explain their representations? (3) To what extent are biodiversity portals a relevant tool for the teaching–learning process? How do teachers envisage their usefulness and contributions?

Methodology

Study area and participants

The Azores is a Portuguese archipelago located in the North Atlantic between 37°–40°N and 25°–31°W. It consists of nine volcanic islands with 242 723 inhabitants, 122 300 of whom are professionally active, 40% of them with a secondary or higher education degree (SREA 2019). This region is known for its high biodiversity importance in the context of the Macaronesia hotspot (Myers 2000, Borges et al. 2010).

From August to October 2019, 243 public school teachers (197 female, 43 male, 3 unknown gender) between the ages of 29 and 67 years (mean \pm SD: 46.2 \pm 6.8 years), with an average work experience of 22 years (\pm 7 years), working on eight Azorean islands, completed an online survey (Supplementary Table S1, available online). Approximately half of the participants (53%) were native to the Azores (Table S1). This sample represents 6% of the total 4635 Azorean teachers, with significant differences of gender (3194 female, 1044 male, χ^2 (1 df) = 5.58, $p < 0.002$), age (49 \pm 7.5 years, χ^2 (3 df) = 30.49, $p < 1.09E-06$) and teaching experience (18 \pm 8 years, χ^2 (5 df) = 91.55, $p < 3.18E-18$).

Instrument and procedure

The online survey by questionnaire (Appendix S0) comprised: (1) three free-word association tests regarding the inductive terms ‘Internet’, ‘biodiversity’ and ‘a familiar web portal related to biodiversity and/or nature conservation’ to reveal the cognitive structures of the collective representations (Moscovici 1991, Abric 2003); (2) 20 questions about the use of ICT/Internet and web portals as educational resources; (3) the Nature Exposure Scale (NES), a five-point Likert-type instrument, from 1 (minimum) to 5 (maximum), measuring the representations of ‘direct physical and/or sensory contact with the natural environment’ (Kamitsis & Francis 2013, p. 137). The scale has four items: two assessing exposure to nature in everyday life and two assessing exposure to nature in rich environments. The scale shows acceptable psychometric qualities (Appendix S4); and (4) nine sociodemographic questions about age, gender, place of birth, residence, educational background, years of teaching experience, teaching subject, teaching educational level and teaching school.

Upon approval of the study by the Azores University Ethics Committee, all teachers working in Azorean public schools received a link to an anonymous Google Forms questionnaire through an official e-mail from the Education Services.

Data analysis

Data were downloaded from Google Forms into an Excel file, and the resulting database was exported to different software according to the data properties and the research questions. All evocations were translated from Portuguese to English.

Descriptive statistical analysis was conducted for all nominal and ordinal variables; the total sum of values was also calculated for the NES scale.

The study used a multimethod approach to explore the free-word association results in order to identify the structure of social representations (SRs), to deepen their understanding and to strengthen their validity (Abric 2003). The tests started with the analysis of the ‘semantic field’, calculating the indices of Fluidity (total number of evocations; n_F), Amplitude (number of different evocations; n_A) and Richness (ratio between them) (Poelsch & Ribeiro 2010).

Data were also subject to a prototypical analysis (e.g., Vale & Maciel 2019) to reveal a hypothetical organization of SR contents resulting in the division of evoked terms into four quadrants, according to the crossover of frequency and order of evocation (Abric 2003): the first quadrant (upper left) has words with high frequency and low evocation order and aggregates the central core of the SR; the second quadrant (upper right) has words with high frequency and high evocation order and completes and protects the SR core; the third quadrant (lower left) has words with low frequency and evocation order showing possible alternatives to the core SR or complementing it; and the fourth quadrant (lower right) has words with low frequency and high evocation order exhibiting more transitional elements. We calculated threshold values according to the recommendations of Wachelke and Wolter (2011). Ellegard’s R_n index compares the resemblance between the lexicons of two semantic fields organized by predictive variables (e.g., older versus younger); it considers the number of words common to the two semantic fields divided by the square root of the product of the amplitude of the two fields, and it varies from 0 to 1 (Di Giacomo 1986).

The same data were then subjected to a similarity analysis to test and consolidate the SR. This analysis is based on graph theory and identifies the organization of the various elements of the representation through the degree of connectivity between the evoked terms, resulting in a maximum tree, which indicates the visual distribution of the differently sized categories and micro-categories and their relationship with the core representation (Alves-Mazzoti 2007).

Data of the free-word association tests were processed using the freeware program IRAMUTEQ (Ratinaud 2009, Camargo & Justo 2013).

Results

How do teachers incorporate the ICT in their work? What are their thoughts about the Internet and how do they use it?

Using ‘Internet’ as an inductive term, the 243 teachers produced 1064 evocations, 239 of which were different words and 213 were repeated words; 123 words were mentioned only once and thus disregarded from the analysis (Appendix S1).

The central core of the prototypical analysis of ‘Internet’, corresponding to 51% of the total evocations (Fig. 1a), revealed a kind of ‘global information database’ that people access to search, communicate and work with, individually or collaboratively, through Google, social networks or e-mail. The contrast zone shows the risks associated with web surfing. Most terms used by teachers tended to describe the ‘what’ and ‘how’ of the Internet, while their qualifying properties, such as ‘fast’, ‘ease’ and ‘fun’, were distributed across the various quadrants (Fig. 1a).

Bearing in mind that the content of the central core of the prototypical analysis constitutes only a hypothesis of the centrality of SR (Abric 2003), the subsequent similarity analysis allowed us to understand the groupings and the organization of the various elements identified and thus to capture the meaning of the representation (Fig. 1b).

The word ‘Internet’ elicited three groups or stars, centralized around the terms ‘information’, ‘search’ and ‘knowledge’ (Fig. 1b). ‘Information’ took the lead in terms of both frequency and number of points of co-occurrence (frequency of co-occurrence (fc)). A series of terms revolved around ‘information’, even though its meaning is in close relationship with ‘communication’. The Internet’s global character, contents, means and risks associated with this repository and its sharing were emphasized. Furthermore, the quality of the surfing experience was highlighted in an autonomous branch, grouping ‘speed’, ‘ease’ and ‘convenience’. Enjoying a strong co-occurrence with ‘information’ ($fc = 37$), the term ‘search’ was connected with different devices, including search engines, social networks and various applications. It related to the third star, ‘knowledge’ ($fc = 27$), which associated different ways of understanding and experiencing the world: scientific, ludic and virtual.

Our analysis shows a collective and homogeneous representation of the ‘Internet’, since we did not find significant differences with the tested predictors (Appendix S1).

The surveyed Azorean teachers were commonly using the Internet: 216 (90%) more than once a day and using multiple hardware ICT tools to access it (Fig. S1a), reflecting a routine use of the Internet, which has most likely increased due to mandatory confinement and telework during the COVID-19 pandemic.

Among teachers’ activities performed online, there were two non-mutually exclusive cores: one revealed a personal pattern of Internet use, grouped around ‘getting information’ ($n = 165$) and also comprising ‘keep updated on the news’ and ‘keep in contact with friends’; the other revealed a professional pattern, aggregated around ‘class preparation’ ($n = 168$) and including ‘social networking’, ‘file-sharing’ or ‘researching in books and science texts’. The use of e-mail was common among almost all teachers (96%) (Fig. S1b & S1c).

How do teachers perceive biodiversity? What aspects do they emphasize? What are their conceptual gaps? What helps explain their representations?

In a free-word association on the concept of ‘biodiversity’, 240 teachers mentioned 857 words, 90 of which were different. The evocation frequencies varied between 1 (35 single words) and 86.

The number of teachers’ evocations concerning ‘biodiversity’ was much lower than that relating to ‘Internet’, although it remained quite homogeneous and weak (Table 1). The fluidity of the semantic fields differed only according to nature exposure (NES; $U = 3634.5$, $p < 0.05$), where teachers with higher exposure to nature were more prolix – semantic fields were associated with the same groups of teachers.

Ellegard’s R_n index (cf. Table 1) comparing the degree of similarity between the semantic fields of the tested predictors suggests that gender ($R_n = 0.19$) and use of web portals concerning biodiversity ($R_n = 0.19$) differentiated information about biodiversity more than any other predictor.

The prototypical analysis revealed the content of the SR of biodiversity for the 234 Azorean teachers, presenting a descriptive

Table 1. Data on the evocations of the term 'biodiversity' (n = 243).

	n	Average words per person	Amplitude	Fluidity	Richness ^a	Common words	Ellegard index ^b	Mann-Whitney U test (fluidity)	p-value
Total	243	3.53	90	857	0.11				
<i>Gender</i>									
Female	197	3.49	81	687	0.12	12	0.19	4831.5	0.141
Male	43	3.95	49	170	0.29				
<i>Age</i>									
Years <45	114	3.29	67	375	0.18	19	0.27	4104.0	0.078
Years ≥45	126	3.83	72	482	0.15				
<i>Years of residence</i>									
Years <37	117	3.39	66	397	0.17	19	0.28	7734.0	0.310
Years ≥37	123	3.74	70	460	0.15				
<i>Years of teaching</i>									
Years <21	119	3.34	66	397	0.17	34	0.49	7839.5	0.118
Years ≥21	121	3.8	72	460	0.16				
<i>Place of birth</i>									
Azores	130	3.65	70	474	0.15	21	0.31	6832.0	0.546
Non-Azores	110	3.48	64	383	0.17				
<i>NES</i>									
NES first quartile (score ≤14)	63	2.97	48	187	0.26	23	0.42	3634.5	0.011
NES fourth quartile (score ≥18)	85	3.82	62	325	0.19				
<i>Biportal Users</i>									
Biportal users	120	3.84	81	461	0.18	13	0.19	8052.0	0.212
Biportal non-users	123	3.46	57	425	0.13				
<i>Teaching domains</i>									
Exact and natural sciences	45	3.91	52	176	0.3	22	0.34	2424.0	0.285
Other domains	195	3.63	81	707	0.11				

^aThe richness index varies between 0 and 1, from total consensus to total divergence.

^bThe Ellegard index varies between 0 and 1, from totally different to totally equal.

NES = Nature Exposure Scale.

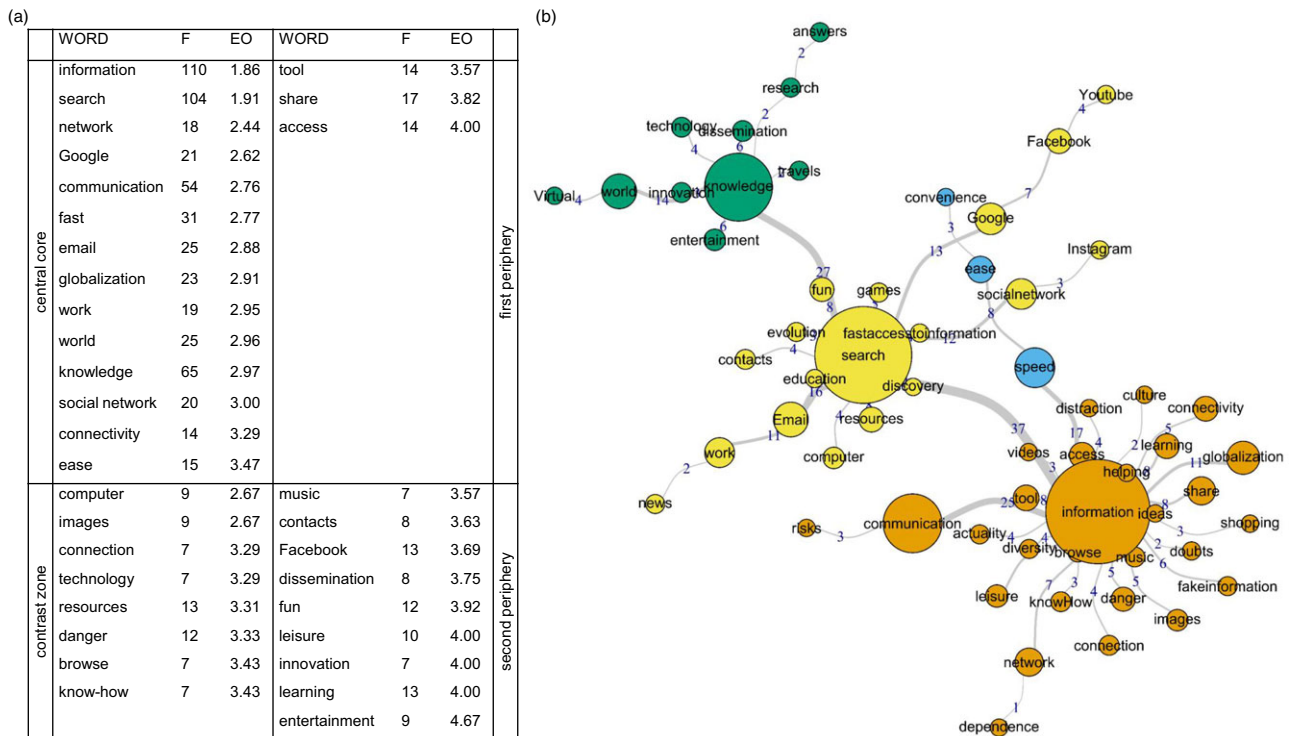


Fig. 1. Prototypical analysis of the inductive term 'Internet': (a) four-box matrix; (b) maximum tree of a similarity analysis of the most frequent evocations (n = 243 teachers, 2019). Line thicknesses and numbers correspond to frequency of co-occurrence, circle sizes correspond to word frequency and circle colours indicate evocation order similarity clusters. EO = evocation order; F = frequency.

associated with portals. The contrast zone combined both the purposes and experience of portal usage. Although it is not common to include user experience in the dominant depictions of biodiversity portals, usage was qualified as positive and accessible. Aspects associated with the evaluation of usability, quality and certification of portal contents represented 19.7% of the evocations. References to portals as repositories of resources and educational activities were less frequently expressed (11.5%) (Appendix S3).

From the similarity analysis, four complementary clusters emerged (Fig. 3b). The term ‘nature’ led the content of the portals related to ‘biodiversity’, associated in turn with a small cluster of content with a more regional bent (Fig. 3b). A cluster related to the purpose of the portals grouped terms associated with what the portals are for and what they can be used for (Fig. 3b). The cluster led by ‘information’ represented the type and characteristics of the available contents, moving from the theme of biodiversity to more functional aspects related to accessibility and other attributes of the available knowledge. The fourth cluster specified the evaluation of the portals’ contents as a quality resource (useful, updated information, easy to access), although in low frequencies (Fig. 3b).

There were significant absences in the evocations regarding the instrumentality of portals for teaching, which is corroborated by teachers’ incipient use of the portals (Fig. 3a).

When explicitly asked about the type of use teachers make of portals, it is clear that they used them more as a repository of audio-visual (33.5%) and pedagogical (14.9%) resources or specialized information (taxonomic (9.3%), ecological (19.1%), etc.) than as a tool to engage students in teaching activities (14.9%) meant to foster scientific research skills (Fig. S2a & Table S2a).

The biodiversity portals were not perceived as being identical, nor did they enjoy the same popularity among teachers. The five portals most referred to were, in descending order and with frequencies above 14: PARQUESAZ, SIARAM, PBA, REDA and EDUCARAZ (cf. Table S2b). Considering the percentage of evocations related to each portal, PARQUESAZ presented the highest instrumental value due to the available resources (15%), while SIARAM and REDA were, respectively, the portals where quality and usability were more often highlighted (22% each).

The content highlighted for the SPEA and PBA portals referred to information, and in the latter to its scientific origin; for SIARAM, it was regional biodiversity that stood out; for REDA, resource diversity and accessibility were emphasized, while the terms ‘conservation’ and ‘environmental protection’ emerged for EDUCARAZ. The attributes assigned to the PARQUESAZ portal exhibited less homogeneity (Fig. S2b).

Descriptive statistics show that the biodiversity portals’ users among Azorean teachers did not significantly differ from the teachers that did not use them (χ^2 (1 df) = 0.22, $p < 0.63$) (Table S3).

Discussion

Teachers showed greater fluidity and terminological diversity for the ‘Internet’ ($n_F = 1064$, $n_A = 240$) than for the ‘biodiversity’ ($n_F = 857$, $n_A = 90$) stimulus, suggesting that the latter is less accessible to individual consciousness and a more peripheral phenomenon in their social groups. Curiously, the same trend is seen among teachers of natural sciences ($n_F = 217$, $n_A = 96$ versus $n_F = 176$, $n_A = 52$), despite their specific domain training.

Teachers’ visions of biodiversity share some common points with the long-established definition of the concept (CBD 1993), although most focus only on the species dimension. An incomplete

understanding of biodiversity has also been acknowledged by Dikmenli (2010) when studying the conceptual framework of biodiversity in 130 biology training teachers who, however, exhibited a more varied and technical lexicon. The multidimensionality of the biodiversity concept is more evident among the training teachers, who included genetic diversity, technological terms and major scientists, which are absent in our data. Even more sophisticated views on biodiversity were found by Fischer and Young (2007), focusing on notions of balance, food chains and human–nature interactions and showing desirable or ideal states of nature. This may be related to different methodological devices used, such as focus group discussions and drawings. The diversity of the participants may also have contributed to that conceptual richness. Yet, more than in the previous studies, our results incorporate the ideas of conservation and extinction risk, even if only in the contrast zone, as well as an idea of interdependence between biodiversity and the future and well-being of humanity.

Reviews on biodiversity teaching methods (Navarro-Perez & Tidball 2012, Yli-Panula et al. 2018) do not mention strategies focusing on the digital realm; instead, the most common pedagogical methods involve active participation, including experimental work and experiential learning. ICT certainly poses a set of challenges concerning biodiversity teaching. Biodiversity web portals, as sound scientific tools, could link research and teaching, and their contents may support learning, particularly on islands. Additionally, as online free tools, biodiversity web portals are resources that are easily accessible to both teachers and students, thus serving as mediating instruments between the environment and the quest for knowledge (Flavian 2019). Nevertheless, our data reveal that teachers use biodiversity portals mainly to search for images and other audio-visual content. To further clarify the role that web portals may play towards biodiversity education in schools, and ultimately towards biodiversity conservation, the relationship between technology and nature needs further reflection.

Considering that the ‘extinction of experience’ with nature is fast approaching (Miller 2005, Gaston & Soga 2020), we wonder: can ICTs mediate connection and reconnection with the natural world? Although the positive impacts of technological nature on cognitive functioning and human well-being are well documented (Kahn et al. 2009), whether ‘technological windows’ can reconnect people with nature is still under debate.

The dominant view is that ‘technological nature’ opposes and replaces experiencing ‘real nature’ in person and *in loco* (Pergams & Zaradic 2006). However, with or without technology, a departure from ‘real nature’ has already been witnessed. If nature and the Internet are useful parts of our daily lives, and if nature does not have to be close to be valued (Clayton 2003), why not take advantage of ICT to promote the connection and reconnection?

Facilitating this type of scenario involves dealing with the problems/limitations identified by research on technological nature (Kahn et al. 2009). One of the most relevant caveats regarding technological nature is the lack of differentiation between the global and local geographical scale, in the sense that, when experiencing nature through technological windows, people become equally close (Selby & Kagawa 2018). It is therefore worthwhile to explore whether biodiversity portals with regional contents may address this risk. Indeed, although we might observe local biodiversity through a technological window, portals may promote nature relatedness via a ‘zoom lens’, allowing a glimpse into an unknown world in our backyards (Amorim et al. 2016).

Given that ICT has the potential to reshape human existence by mediating, increasing or simulating the natural world, biodiversity

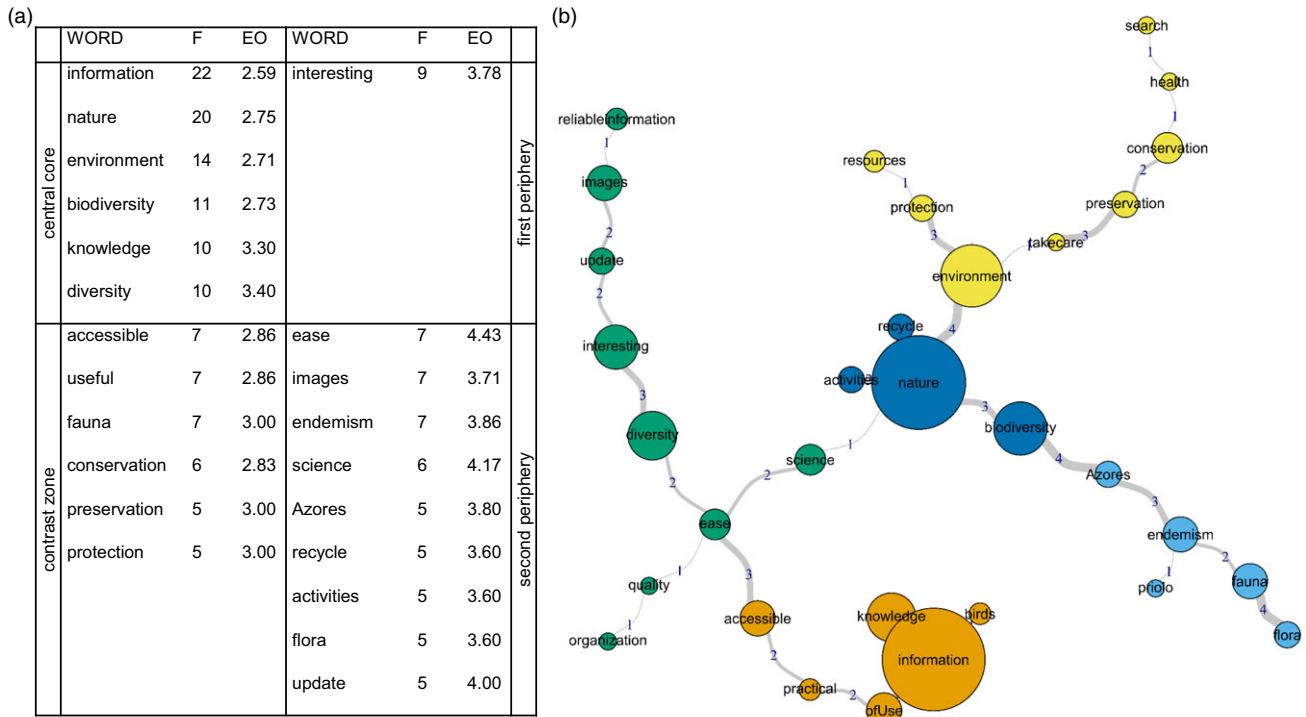


Fig. 3. Prototypical analysis of the inductive term ‘web portals related to biodiversity’: (a) four-box matrix; (b) maximum tree of a similarity analysis of the most frequent evocations (n = 117 teachers, 2019). Line thicknesses and numbers correspond to frequency of co-occurrence, circle sizes correspond to word frequency and circle colours indicates evocation order similarity clusters. EO = evocation order; F = frequency.

web portals may constitute relevant tools to raise biodiversity awareness, and even to promote biophilia. However, our data showed that teachers did not acknowledge much usefulness of biodiversity portals.

Portal managers should therefore create, enhance and promote specific pedagogical resources, closely related to school curriculums, and increase the portals’ instrumentality. Thus, in order to meet teaching and learning needs, resources should emerge from multidisciplinary projects involving teachers, students, scientists and science communicators (Novacek 2008). Furthermore, the development of such pedagogical resources should take into account the importance of message ‘crafting’, according to people’s values and interests, to achieve effective engagement (Coffin & Elder 2005).

Our data show that teachers do not acknowledge many of the dimensions of the biodiversity concept. They also show that teachers attribute importance to conservation and are proficient Internet users. Web portals may thus provide teachers with an effective link between the Internet and biodiversity, even more so given that half of the surveyed teachers are already familiar with several biodiversity portals.

Biodiversity communication in the learning–teaching process must adapt to societal trends and emerging potentialities within ICT. Biodiversity web portals represent an example of this potential that has not been fully explored in education and could ultimately help halt biodiversity loss.

Supplementary material. To view supplementary material for this article, please visit <https://doi.org/10.1017/S0376892920000405>

Acknowledgements. We are very grateful to all of the teachers who answered our survey. We acknowledge the support of Sandra Silva and ‘Direção Regional

da Educação dos Açores’, and we would like to thank Paulo AV Borges for useful insights and Simone Fattorini and Nicholas Polunin for their important contributions to improving an earlier version of the manuscript.

Author contributions. RG, AMA, IRA and AP designed the study. AP, AMA and RG led the writing of the manuscript and performed data analyses. All authors contributed substantially through additions and revisions to the text and gave final approval for publication.

Financial support. This work was supported by Portuguese funds through ‘Fundação para a Ciência e a Tecnologia, I.P.’ (FCT), under the project ‘Field Guide’ (PTDC/CED-EDG/31182/2017), the ‘FCT multi-year project 2020–2023’ (cE3c/GBA UIDB/00329/2020) and by FEDER in 85% and Azorean Public funds in 15% through ‘Operational Program Azores 2020’, under the project AZORESBIOPORTAL–PORBIOTA (ACORES-01-0145-FEDER-000072). IRA was supported by FCT, under the ‘Norma Transitória’ (DL57/2016/CP1375/CT0003).

Conflict of interest. None.

Ethical standards. None.

References

Abric JC (2003) La recherche du noyau central et de la zone muette des représentations sociales. In JC Abric (ed.), *Méthodes d'étude des représentations sociales* (pp. 59–80). Toulouse, France: ERES.

Alves-Mazzotti A (2007) Representações da identidade docente: uma contribuição para a formulação de políticas. *Ensaio: Avaliação e Políticas Públicas em Educação* 15: 579–594.

Amorim IR, Arroz AM, São Marcos R, Borges PA, Gabriel R (2016) Bugs and society II: testing two communication strategies for public engagement in the Azores. In P Castro, UM Azeiteiro, P Bacelar-Nicolau, W Leal Filho, AM Azul (eds), *Biodiversity and Education for Sustainable Development* (pp. 125–153). Gland, Switzerland: Springer International Publishing.

- Arroz AM, Gabriel R, Amorim IR, São Marcos R, Borges PA (2016) Bugs and society I: raising awareness about endemic biodiversity. In P Castro, UM Azeiteiro, P Bacelar-Nicolau, W Leal Filho, AM Azul (eds), *Biodiversity and Education for Sustainable Development* (pp. 69–89). Gland, Switzerland: Springer International Publishing.
- Barnes MA, Cox RD, Spott J (2019) Place-based learning with out-of-place species & students: teaching international students about biological invasions. *The American Biology Teacher* 81: 503–506.
- Borges PA, Gabriel R, Arroz AM, Costa A, Cunha RT, Silva L et al. (2010) The Azorean Biodiversity Portal: an Internet database for regional biodiversity outreach. *Systematics and Biodiversity* 8: 423–434.
- Brennen JS, Kreiss D (2016) Digitalization. In KB Jensen, EW Rothenbuhler, JD Pooley, RT Craig (eds), *The International Encyclopedia of Communication Theory and Philosophy* (pp. 556–566). Chichester, UK: Wiley-Blackwell.
- Camargo BB, Justo AM (2013) IRAMUTEQ: um software gratuito para análise de dados textuais. *Temas em Psicologia* 21: 513–518.
- CBD (1993) Convention on Biological Diversity (with annexes). Concluded at Rio de Janeiro on 5 June 1992. *United Nations – Treaty Series* 1760(30619): 142–382.
- Clayton S (2003) Environmental identity: a conceptual and an operational definition. In S Clayton, S Opatow (eds), *Identity and the Natural Environment* (pp. 45–65). Cambridge, MA, USA: MIT Press.
- Coffin C, Elder J (2005) Building public awareness about the effects of sprawl on biodiversity. In EA Johnson, MW Klemens (eds), *Nature in Fragments: The Legacy of Sprawl* (pp. 335–348). New York, NY, USA: Columbia University Press.
- Di Giacomo JP (1986) Alliances et rejets intergroupes au sein d'un mouvement de revendication. In W Doise, A Palmonari (eds), *L'étude des représentations sociales* (pp. 118–138). Neuchâtel, Switzerland: Delachaux et Niestlé.
- Diaz S, Settele J, Brondizio ES, Ngo HT, Agard J, Arneth A et al. (2019) Pervasive human-driven decline of life on Earth points to the need for transformative change. *Science* 366: 6471.
- Dikmenli M (2010) Biology student teachers' conceptual frameworks regarding biodiversity. *Education* 130: 479–489.
- Edison LK, Pradeep Kumar S, Pradeep NS (2017) Educating biodiversity. In S Abdulhameed, N Pradeep, S Sugathan (eds), *Bioresources and Bioprocess in Biotechnology* (pp. 143–165). Singapore: Springer International Publishing.
- Fattorini S, Gabriel R, Arroz AM, Amorim IR, Borges PAV, Cafaro P (2017) Children preferences for less diverse green spaces do not disprove biophilia. *Proceedings of the National Academy of Sciences of the United States of America* 114: E7215.
- Ferreira MJ, Moreira F, Santos-Pereira C, Durão N (2015) The role of mobile technologies in the teaching/learning process improvement in Portugal. Presented at *The 8th Annual International Conference of Education, Research and Innovation*, Seville, Spain, 17–18 November.
- Fischer A, Young JC (2007) Understanding mental constructs of biodiversity: implications for biodiversity management and conservation. *Biological Conservation* 136: 271–282.
- Flavian H (2019) *Mediation and Thinking Development in Schools: Theories and Practices for Educators*. Melbourne, Australia: Emerald Publishing Ltd.
- Gaston KJ, Soga M (2020) Extinction of experience: the need to be more specific. *People and Nature* 2: 575–581.
- Gayford C (2000) Biodiversity education: a teacher's perspective. *Environmental Education Research* 6: 347–361.
- Hasebrink U, Livingstone S, Haddon L, Ólafsson K (2009) Comparing children's online opportunities and risks across Europe: Cross-national comparisons for EU Kids Online. LSE, London: EU Kids Online [www document]. URL <http://eprints.lse.ac.uk/21656/>
- IPBES (2019) *Summary for Policymakers of the Global Assessment Report of the Intergovernmental Science–Policy Platform on Biodiversity and Ecosystem Services*. Bonn, Germany: IPBES Secretariat.
- Jacobson SK, McDuff MD, Monroe MC (2006) *Conservation Education and Outreach Techniques*. New York, NY, USA: Oxford University Press.
- Kahn PH Jr, Severson RL, Ruckert JH (2009) The human relation with nature and technological nature. *Current Directions in Psychological Science* 18: 37–42.
- Kamitsis I, Francis AJ (2013) Spirituality mediates the relationship between engagement with nature and psychological wellbeing. *Journal of Environmental Psychology* 36: 136–143.
- Kouper I (2010) Science blogs and public engagement with science: practices, challenges, and opportunities. *Journal of Science Communication* 9: A02.
- Lagarto JR, Lopes MDL (2018) Digital literacy teachers of the 2nd and 3rd cycles of Viseu (Portugal) County schools. *Revista Brasileira de Educação* 23.
- Liu J, Mooney H, Hull V, Davis SJ, Gaskell J, Hertel T et al. (2015) Systems integration for global sustainability. *Science* 347: 1258832.
- Miller JR (2005) Biodiversity conservation and the extinction of experience. *Trends in Ecology & Evolution* 20: 430–434.
- Moscovici S (1991) La nouvelle pensée magique. *Bulletin de Psychologie* 45: 301–324.
- Myers N, Mittermeier RA, Mittermeier CG, da Fonseca GAB, Kent J (2000) Biodiversity hotspots for conservation priorities. *Nature* 403: 853–858.
- Navarro-Perez M, Tidball KG (2012) Challenges of biodiversity education. *International Electronic Journal of Environmental Education* 2: 13–30.
- Novacek MJ (2008) Engaging the public in biodiversity issues. *Proceedings of the National Academy of Sciences of the United States of America* 105: 11571–11578.
- Pergams OR, Zaradic PA (2006) Is love of nature in the US becoming love of electronic media? 16-year downtrend in national park visits explained by watching movies, playing video games, Internet use, and oil prices. *Journal of Environmental Management* 80: 387–393.
- Poelsch G, Ribeiro R (2010) Ancoragens e variações nas representações sociais da corrupção. *Análise Social* 196: 419–445.
- Ratinaud P (2009) IRAMUTEQ: Interface de R pour les Analyses Multidimensionnelles de Textes et de Questionnaires [computer software]. URL <http://www.iramuteq.org>
- Renn O (2008) *Risk Governance: Coping with Uncertainty in a Complex World*. London, UK: Earthscan.
- Rockström J, Steffen W, Noone K, Persson Å, Chapin III FS, Lambin E et al. (2009) Planetary boundaries: exploring the safe operating space for humanity. *Ecology and Society* 14: 32.
- Selby D, Kagawa F (2018) Archipelagos of learning: environmental education on islands. *Environmental Conservation* 45: 137–146.
- SREA (2019) Anuário Estatístico da Região Autónoma dos Açores. Serviço Regional de Estatística dos Açores [www document]. URL <https://srea.azores.gov.pt/>
- Vale SFD, Maciel RH (2019) The structure of students' parents' social representations of teachers. *Trends in Psychology* 27: 265–278.
- Wachelke J, Wolter R (2011) Critérios de construção e relato da análise prototípica para representações sociais. *Psicologia: Teoria e Pesquisa* 27: 521–526.
- Yli-Panula E, Jeronen E, Lemmetty P, Pauna A (2018) Teaching methods in biology promoting biodiversity education. *Sustainability* 10: 3812.